

01.04.01-

-

2010

,

:

- ... ()

:

- ... ()

- ... ()

:

,

«_____» _____ 2010 .

«_____»

002.119.01

.

: 117312, . , 60- , .7 .

.

«_____» _____ 2010 .

-

..

1.

_____.

(, ⁷ , CNO),

13

2 (0)

(< 0.42) -

(GALLEX/GNO, SAGE),

(⁷¹Ga 0.24),

< 2%

KamLAND

LMA

, tan²₁₂ ~

0.45. LMA

< 1 ó 2

Borexino, (E = 0.862).

, E < 0.42 .

¹¹⁵In ¹⁷⁶Yb.

114 (¹¹⁵In)

¹¹⁵Sn*

12, 23

CHOOZ

13

$$\sin^2(2\theta_{13}) < 0.2.$$

Double Chooz, RENO

$$\sin^2(2\theta_{13}) < 0.03.$$

($\tilde{N}\tilde{\nu}$),

($\tilde{\nu}$)

(2 0).

$\langle m \rangle$

2 0 .

H-M

$$\langle m \rangle \sim 0.5 \text{ ó } 1.3$$

^{76}Ge .

$\langle m \rangle$.

2 (0)

_____.

:

• (Yb, In)

• -
(¹³, Double Chooz RENO)

• Nd-

_____.

• In-
(5- 10%),

• , 7

•

• In

• Gd-
(Double Chooz).

LVD (2.4 .), 2-

Gd-

Nd-

2 0 .

Nd,

LENS (¹⁷⁶Yb)

2 (0)

¹⁵⁰Nd

Yb

Lu

Nd

U(238)/Th(232)

1.

Yb/In

(10%)

2.

In

3.

Yb/In

4.

Gd-

(

Double

Chooz)

5.

Gd-

(Gd 0.1%)

.

LVD.

6.

Nd-

.

7.

Nd

.

_____.

: -2004

(,), TAUP-2007, (,), -2008 (,)
,

_____.

18 ,

.

_____.

4 . 158 , 92 26
110 .

_____.

(Yb,In,Gd,Nd)

.

In

.

(Yb,In,Gd,Nd)

.

In -

Yb, Gd, Nd,

.

II.

() .

< 2 % .

MSW
SNO KamLAND

Δm_{12}^2 ,

(LMA): $\Delta m_{12}^2 = 7.59_{-0.20}^{+0.21} \cdot 10^{-5} \text{ eV}^2$, $\tan^2 2\theta_{12} = 0.47_{-0.05}^{+0.06}$.

LMA-MSW

< 1

(~ 0.65)

(0.5%)

7

(Z,Z+1)e⁻,

¹⁷⁶Yb, ¹⁶⁰Gd, ⁸²Se, ¹¹⁵In

(LENS). .1

1.

	$T_{1/2}$			Q []	E^* []	$T_{1/2}^*$
$^{115}\text{In} (9/2^+)$	4.4×10^{14}	95.7%	$^{115}\text{Sn} (7/2^+)$	114	116+498	3.26
$^{176}\text{Yb} (0^+)$		12.7%	$^{176}\text{Lu} (1^+)$	301	72	35
$^{160}\text{Gd} (0^+)$		21.9%	$^{160}\text{Tb} (1^+)$	244	75+64	6:60
$^{82}\text{Se} (0^+)$	1×10^{20}	9.4%	$^{82}\text{Br} (1^+)$	173	29	7

$|e\rangle, | \nu \rangle, | \nu \rangle$

12 , 23 , 13

12 , 23 ,

13

$\text{Sin}^2 \theta_{13} <$

0.2 (Chooz).

(Double Chooz, RENO, Daya Bay)

$\text{Sin}^2 \theta_{13} < 0.03.$

10

),

, 2 (0).

2 (0)

$^{150}\text{Nd} (E = 3.368)$

2 (0)

11200 / .

Yb-

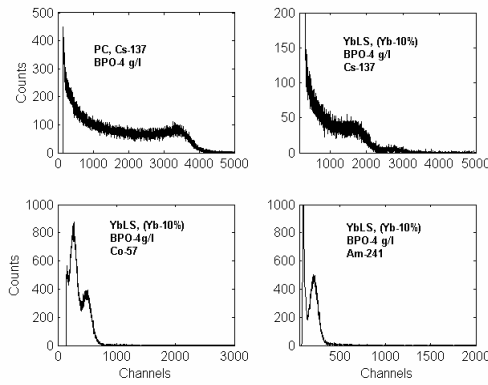
IVA),

(TiAPO)

.1

Yb

(Yb 10%)



.1.

Yb(IVA)₃TiAPO

(Yb-10%, -4 /).

Yb-

:

[60

- 835

]

Yb-

(10% Yb)

. 2.

835

(Mn-

54), 662

(Cs-137), 122

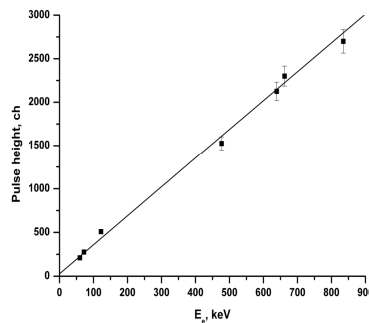
(Co-57), 60

(Am-241)

639

(Mn-54), 477

(Cs-137).



.2.

c

(10% Yb).

Yb-

(6 %)

[60 - 835].

Yb.

Yb.

. 3.

(-4 /),

Yb(IVA)₃x3TiAPO (Yb~10%) ,

~ 30%

(-4 /),

~ 4000 /

()

(Yb, In, Gd,

Nd)

UV/VIS Perkin Elmer Lambda 18

Cary 300 SCAN VARIAN.

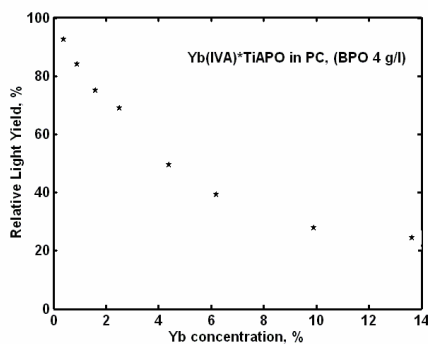
185 900 .

1 30 .

Yb(IVA)₃x3TiAPO (10% Yb),

~2.5

430



.3.

(-4 /)

Yb.

Yb

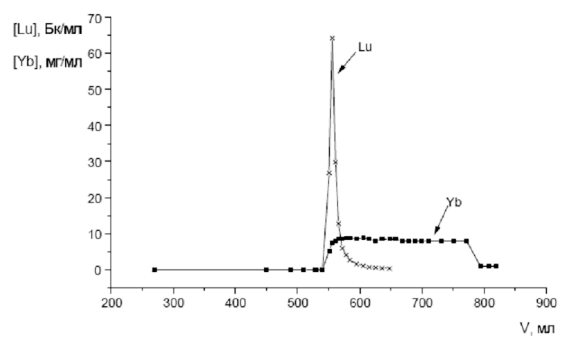
14 .

²³⁵U, ¹⁷⁶Lu, ¹⁶⁹Yb

^{176}Lu ($3.6 \cdot 10^{10}$)
 2.6%. ^{176}Lu (E 0.6) $^{176}\text{Hf}^*$
 (= 2) = 88
 10 %,
 10^{-15} / .
 Lu
 1 m 300 ppm.
 Yb Lu

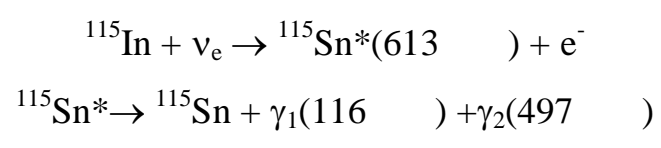
^{171}Lu ($T_{1/2} = 8.2$) ^{172}Lu ($T_{1/2} = 6.7$),
 () (~50 Yb_2O_3)
 $E_p - 7$. Lu
 HPGe 200 ³.

.4.
 Yb Lu. , 65%,
 350.



.4. Lu Yb

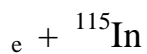
2 In- :



(114)

¹¹⁵In

(95%)



1. $e_1^- + {}^{115}\text{In}$ ()

2. (= 4.76) ${}^{115}\text{Sn}^* (7/2^+, 612.8)$

3. ${}^{115}\text{Sn}^* (7/2^+ \rightarrow 3/2^+, 497.3)$ 116 (/)₂,
 e_1^-

4. ${}^{115}\text{Sn}^* (3/2^+ \rightarrow 1/2^+)$ 3 (497).

In , Yb, (~ 2)

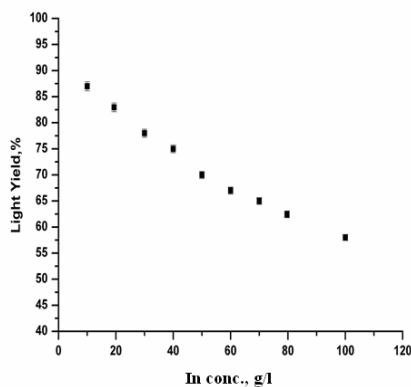
PC(BPO-4 /), 10%

In In(2MVA), (2MVA- 2

), ~7000 / .

In

.5.

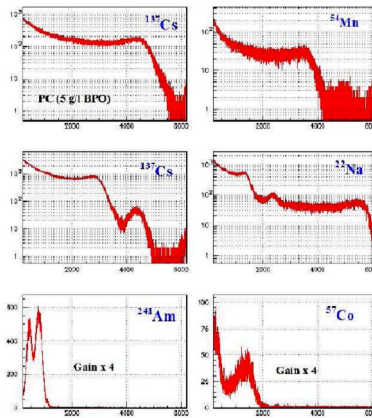


.5.

(64 /).

60 , 835 ,
 ^{241}Am , ^{57}Co , ^{22}Na ,
 .6.

^{137}Cs , ^{54}Mn .



.6

^{57}Co , ^{241}Am , ^{22}Na , ^{137}Cs , ^{54}Mn In
 (In -80 / , ó 4 /).

In

430

: 2.5 (In ó 80 /), 2.9 (In -75 /) 3.9 (In ó 55 /).

30

100 ,

(

In,

bis-MSB),

(3ö XP3462PB),

.7.

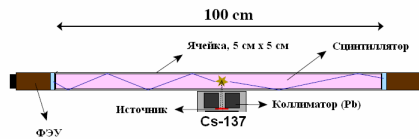
VM2000.

(LeCroy 612AM), ,

(CAEN N224),

(LeCroy ADC 2249W),

100 .



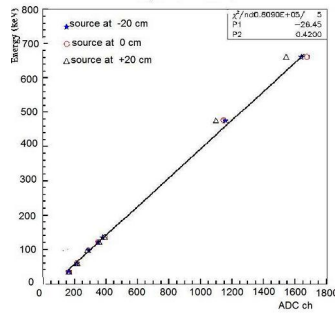
.7.

In

: 30 , 50 () 70 ,

.8.

~ 1 %



.8.

ó In(2MVA)

. In - 55 / . BPO-4 / , bisMSB-15 / .

. V() ó 2 .

$$(E)=0.97+98.0 \cdot E^{-1/2},$$

ó

662 (Cs-137) 120

(-57)

~ 5% ~ 10%

1

: PC(BPO-4 / , bisMSB-15 /) ~ 5 , In

(In-55 / , -4 / , bisMSB-15 /) ~ 1.5 .

3800

9

(2ö ETL9954B)

.9.



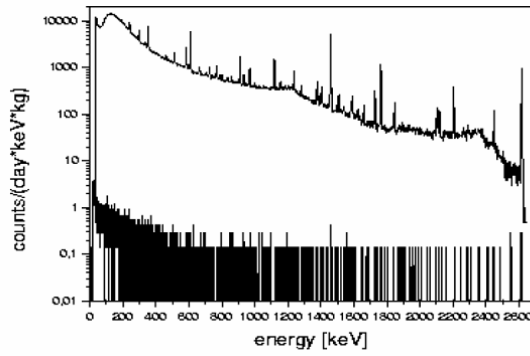
.9.

(20 , 23 ,

15)

$\sim 10^6$ (2.6)

^{222}Rn .



.10.

In

.10

HPGe

(0.9)

In

525

, ^{137}Cs ^{232}Th (^{208}Tl).

4

^{137}Cs

, ^{232}Th

, 2.6 (^{208}Tl).

()

- -2 / , bis-MSB-20 / () .

¹³⁷Cs (+VM2000)

ó 4.2 .

477 (5.4 ± 0.2)% ~ 3

c . : 10, 30, 50 70

22

, 35 , 5-7 mBq/ . 200

¹⁴C.

, 20 , [20 ,200]

(4.92±0.07) mBq.

¹⁴C

$$R(^{14}\text{C}/^{12}\text{C}) = (12.6 \pm 0.4) \cdot 10^{-18}.$$

4

9

In (BPO-

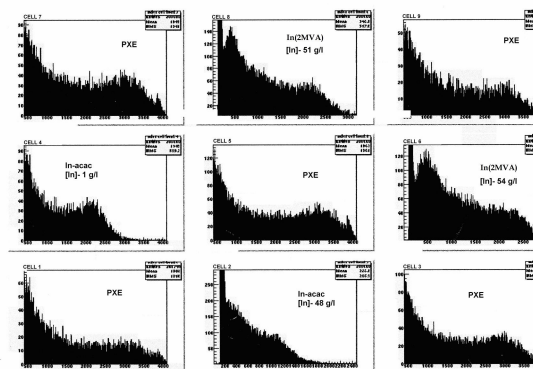
4 / , bisMSB-15 /).

In

+

¹³⁷Cs,

.11.



.11.

¹³⁷Cs,

(

In).

: ; In(2MVA) (

In); In-acac

2.

2.

In-

#	In	In () /		, % ()	
2	In(acac)	48		~30	1.2
4	In(acac)	1	+	~70	2.8
6	In(2MVA)	54		~70	1.7
8	In(2MVA)	51		~70	1.2

¹¹⁵In.

1

¹¹⁵In.

[0.7

, 4]

: In(2MVA) - 300

/

; In(acac) - 80

/

; - 40

1

In-

R_{90/10},

90

10

¹³⁷Cs

¹¹⁵In.

¹¹⁵In.

õ

ö

(

410

/

)

S/N ~1,

25.7%.

Gd-

(13, Double Chooz).

() ,
 Gd, Gd,
 Gd (0.1%) (20%)- (80%)
 (20%)- (80%). ~ 15 (420), c ~ 95%
 Gd.

~ 1000 (-) ~ 400 (Saclay), .12.

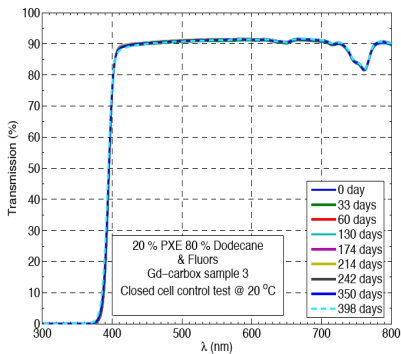
ICP-MS

²³⁸U,

²³²Th : ²³⁸U ó 7.6 ppb, ²³²Th ó 4.4 ppb.

U, Th : ²³⁸U < 2.4 · 10⁻¹³ / , ²³²Th ó 8.7 · 10⁻¹³

/ (HPGe),
 1 % .

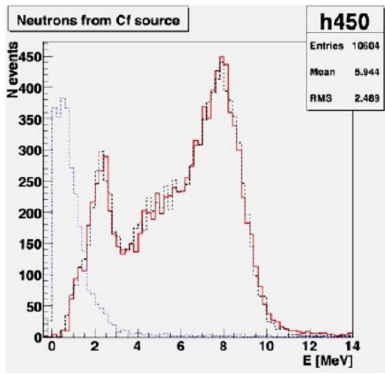


.12. Gd (20%)- (80%), -2 / , Gd(0.1%). (Saclay).

LVD (

1.2) Gd-

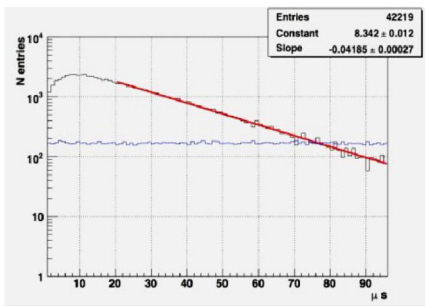
40 3131, ²⁵²Cf,
 () () .



40). 13. ^{252}Cf . Gd- (-

13,14 (-40)

^{252}Cf .



14. ^{252}Cf . Gd- (-40).

40: δ (92.0 ± 0.7 %), δ (25.0 ± 1.0) ; T3131: δ (88.7 ± 0.9 %), δ (27.6 ± 0.8) .

~ 2 .

4%.

25% (40) 15% (3131).

10

3131

(415), 40

150 ($\sim 2\%$).

2 (0).

Nd,

(,)

(,)

(-1.5 / , bisMSB-30 /),

Nd- 6.5 / , ~ 9500 / .

(-1.5 /) c

(10 /),

(Edinburgh Instruments 199S)

d = 0 (FF).

=3.6 .

5 5 100

(-1.5 /) (-1.5 / ,

bis-MSB ó 30 /) Nd (6.5 /).

¹³⁷Cs (100 Bq)

5 .

~ 10 .

(3ö Philips XP3462),

PS777 (K 0÷50),

PS740. ,

~ 200 ,

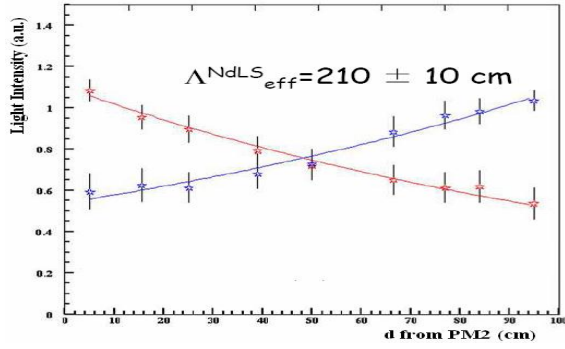
(LeCroy 2249A).

100 .

Nd-

210 ± 10 . .15 ,

¹³⁷Cs.



.15.
¹³⁷Cs

Nd-

Nd-

¹⁵⁰Nd - 3.37

²⁰⁸Tl ($E_{\max} \sim 5$, $= 3.1$).

HPGe

ICP-MS

(HPGe)

3.

ICP-MS

3.

50.2

37.3

HP-Ge

²²⁸ Ra	²²⁸ Th	²²⁶ Ra	²³⁴ Th	²³⁴ Pa ^m	²³⁵ U	⁴⁰ K	¹³⁷ Cs
ppb	ppb	ppb	ppb	ppb	ppb	mBq/k	mBq/kg
6.6±1.8	8.5±1.1	0.39±0.23	<22	<9.5	<9.1	<86	9.7±2.7

²⁰⁸Tl 3.37 ~ 10

²³²Th Ö 10 ppt.

(0) <m> = 100

60% ¹⁵⁰Nd ~ 30

CTF(Borexino)

Nd- (V ~ 400)

2.6 (± 3)

40

Th Nd-

1 ppb (

1 ppb Th

- 0.33 /).

2 (2)

¹⁵⁰Nd.

2 (2)

12 Nd-
Hamamatsu R6233 (Q.E 0.34) 0.8

(-1.5 / , bis-MSB-30 /), Nd-6.5 / ,

10000 / 2.1

FWHM 3.5%. , 2 (2)

$$S/N = \frac{m_e}{7Q\Delta^6} \times \frac{T^{2v}}{T^{0v}}$$

Q ó E (3.367), ó (3.5%), ² ó

¹⁵⁰Nd (8·10¹⁸).

<m> = 100 S/N = 23; <m> = 50

S/N = 5.7. 4, 12 (Nd-6.5 / , 60%

¹⁵⁰Nd) 3.5% m = 100(50)

S⁰ 2 (0)

4. 2 (0)

(1 , Q). , 12 , (Nd-6.5 /), 60%
¹⁵⁰Nd. 3.5%. Th -

1 ppt.

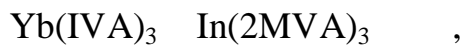
(Nd)	(Nd150)	m	S ⁰	S ²	8B	208Tl	S/çB
92	55	100	23	1.0	0.3	10.6	6.6
92	55	50	5.7	1.0	0.3	10.6	1.7

$$T_{1/2}^{0\nu} = \ln 2 \times \frac{\eta \cdot \varepsilon \cdot N_A}{A \cdot n_\sigma} \times \sqrt{\frac{M \cdot T}{B \cdot \Delta}}$$

$$T_{1/2}^{0\nu} (^{150}\text{Nd}) \sim 1.3 \cdot 10^{25}$$

1. (, 7)

Yb- In-



10% .

(1) .

2. Yb In
(10%)

- Yb- (10% Yb) ~ 4000 / .
- In- (10% In) ~ 7000 / .
() -
- Yb- (10% Yb) ~ 2.5 (430)
- In- (10% In) ~ 2.2 (430)

3. Yb .

¹⁷⁶Lu , 10⁻¹⁵ / Lu .

4. c , 5 5 100 ³ ,

¹³⁷Cs In- .

(In-55 / , -4 / , bisMSB- 30 /)

: E(477) = 6.5%

(477) = 4 .

5.

(9 ,)

- ^{115}In
- 0.7 -4.0

6.

Double Chooz

(20%)- (80%) Gd (0.1%) 13
 (~400)

7.

Gd- (Gd 0.1%)
 2- , LVD (2.4),

^{252}Cf

8.

2 (0) ^{150}Nd -
 (Nd(2MVA))

9.

1 , ^{137}Cs ,
 (-1.5 /) (Nd-
 0.65%, PPO-1.5 / ,bisMSB-30 /).

Nd- -2.1 .

10.

^{238}U , ^{232}Th (ICP-
 MS). Nd-
 $t_{1/2} = 1.3 \cdot 10^{25}$ 2 (0),

12

10.
 $\tilde{\nu}$ Gd-
1. " .49, 3 (2007)
11.
 $\tilde{\nu}$
- (LENS -
)ö, , 50 (2008) 236-24
- 12.I.Barabanov, L.Bezrukov, C.Cattadori, E.Yanovich et al., Nd loaded liquid scintillator to search for ^{150}Nd neutrinoless double beta decay. Journal of Physics: Conference Series 136(2008) 042088
- 13.I.R.Barabanov,L.B.Bezrukov,C.Cattadori, E.A.Yanovich, et al., Updated results from the 3-ton Gd loaded liquid scintillator target after 2 years of data taking at LNGS. J.Phys.Conf.Ser. 120:052035, 2008.
14.
 $\tilde{\nu}$
 Gd-
 . 2.
 2- ö , 2009, . 51,
 N 3, c. 2396246
15.
 $\tilde{\nu}$
 ö, , 1228/2009,
 2009.
- 16.I.Barabanov, L.Bezrukov, C.Cattadori, E.Yanovich et al., Characterization of a Nd-loaded organic scintillator for neutrinoless double beta decay search of ^{150}Nd with a 10-ton scale detector. arXiv: 0909.2152v1[physics.ins-det] 11 sep.2009.

17. . . , . . , . . . , . . -

. . . , 2010, 4, .1-7.

18. I.R.Barabanov, L.B.Bezrukov, C.M. Cattadori, E.A.Yanovich et al.,
Performances and stability of a 2.4 ton Gd organic liquid scintillator
target for $\tilde{\nu}_e$ detection. Journal of Instrumentation, 2010, 5, P04001.